

160

ENGINEERING DEPARTMENT

TRACK CHART
SHOWING
ALIGNMENT
AND PROFILE

16

BELLINGTON
TO
ELKINS

TRAIN ACCIDENT PREVENTION LIBRARY
Casualty Prevention Department
Chessie System — Baltimore

WESTERN MARYLAND
DIVISION








WESTERN MARYLAND
RAILWAY CO.
TRACK CHART

BELINGTON
TO
ELKINS

SCALE: 1 IN. = 2000 FT. HORIZ.
1 IN. = 200 FT. VERT.

OFFICE OF CHIEF ENGINEER
BALTIMORE, MD.

JAN. 19, 1946.

-  90 lb. Rail
-  100 lb. Rail
-  112, 115 lb. Rail
-  130, 131, 132 lb. Rail
-  Cinders
-  Slag
-  Stone

BALLAST

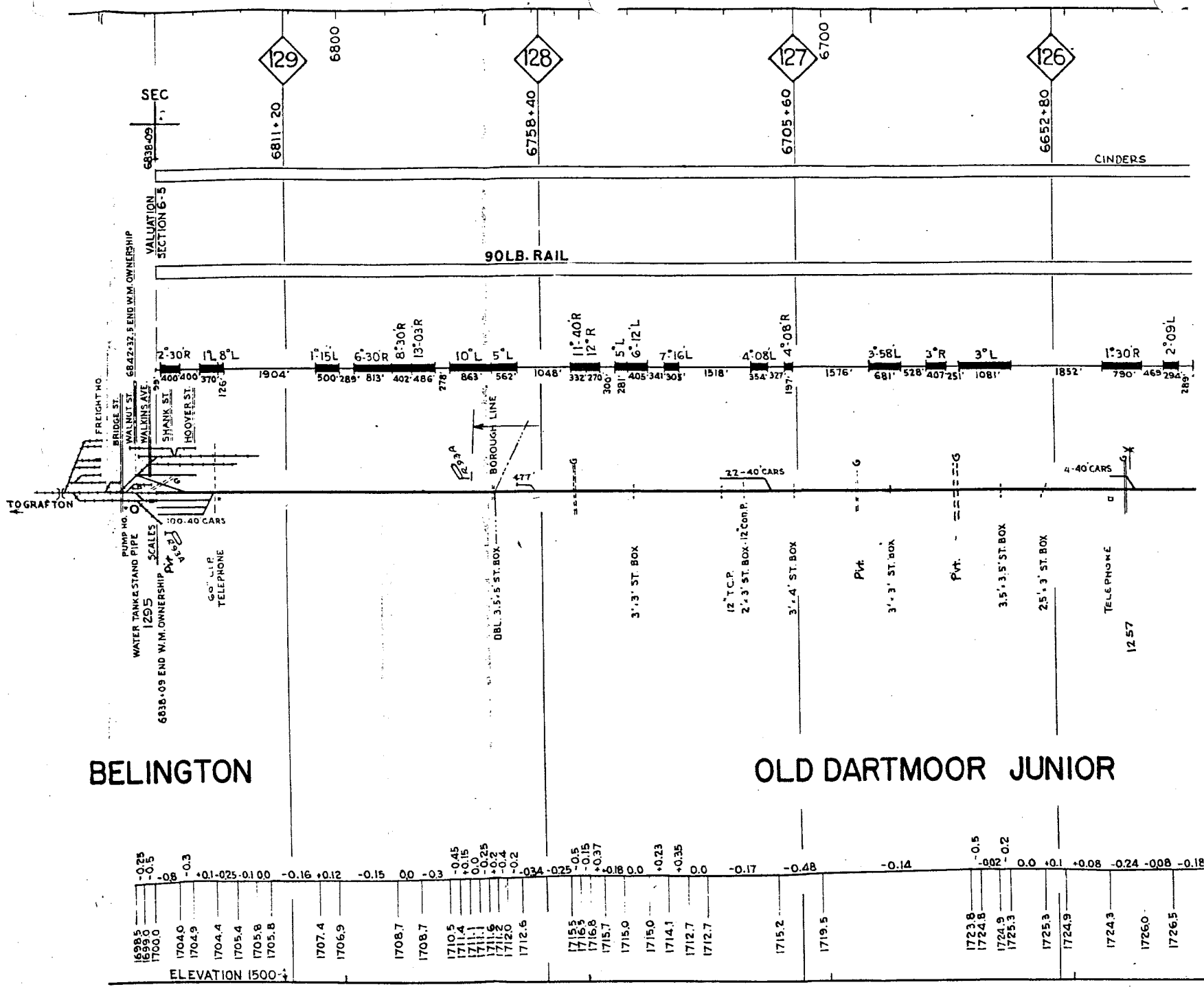
RAIL

ALIGNMENT

TRACK

GRADE LINE
(BASE OF RAIL ELEVATIONS)

161



BELINGTON

OLD DARTMOOR JUNIOR

SEC 6-5

90LB. RAIL

CINDERS

6822+32.5 END W.M. OWNERSHIP
 6838+09
 VALUATION SECTION 6-5
 6838+09 END W.M. OWNERSHIP
 1295
 SCALES
 WATER TANK STAND PIPE
 PUMP NO. 1
 BRIDGE ST.
 WALNUT ST.
 WALKINS AVE.
 SHANK ST.
 HOOVER ST.
 100-40 CARS
 60" L.I.P. TELEPHONE

TO GRAFTON

6811+20 129
 6758+40 128
 6705+60 127
 6700
 6652+80 126

2°30R 17°8L 1°15L 6°30R 8°30R 13°03R 10°L 5°L 11°40R 12°R 5°L 6°12L 7°16L 4°08L 4°08R 3°58L 3°R 3°L 1°30R 2°09L

BOROUGH LINE

22-40 CARS

4-40 CARS

OBL. 3.5' ST. BOX

3'x3' ST. BOX

12" T.C.P.
2'x3' ST. BOX-12 CON.P.

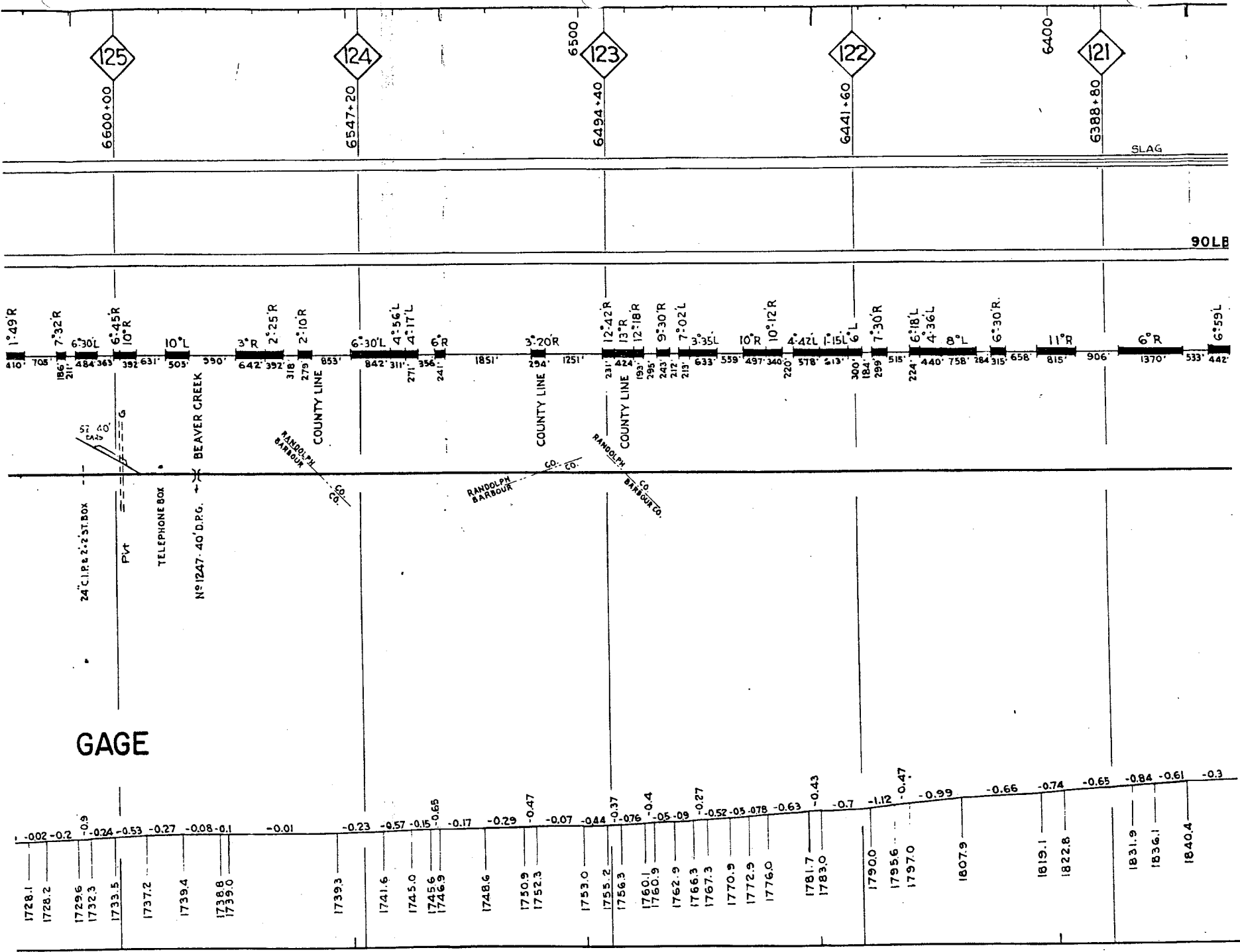
3'x4' ST. BOX

3'x3' ST. BOX

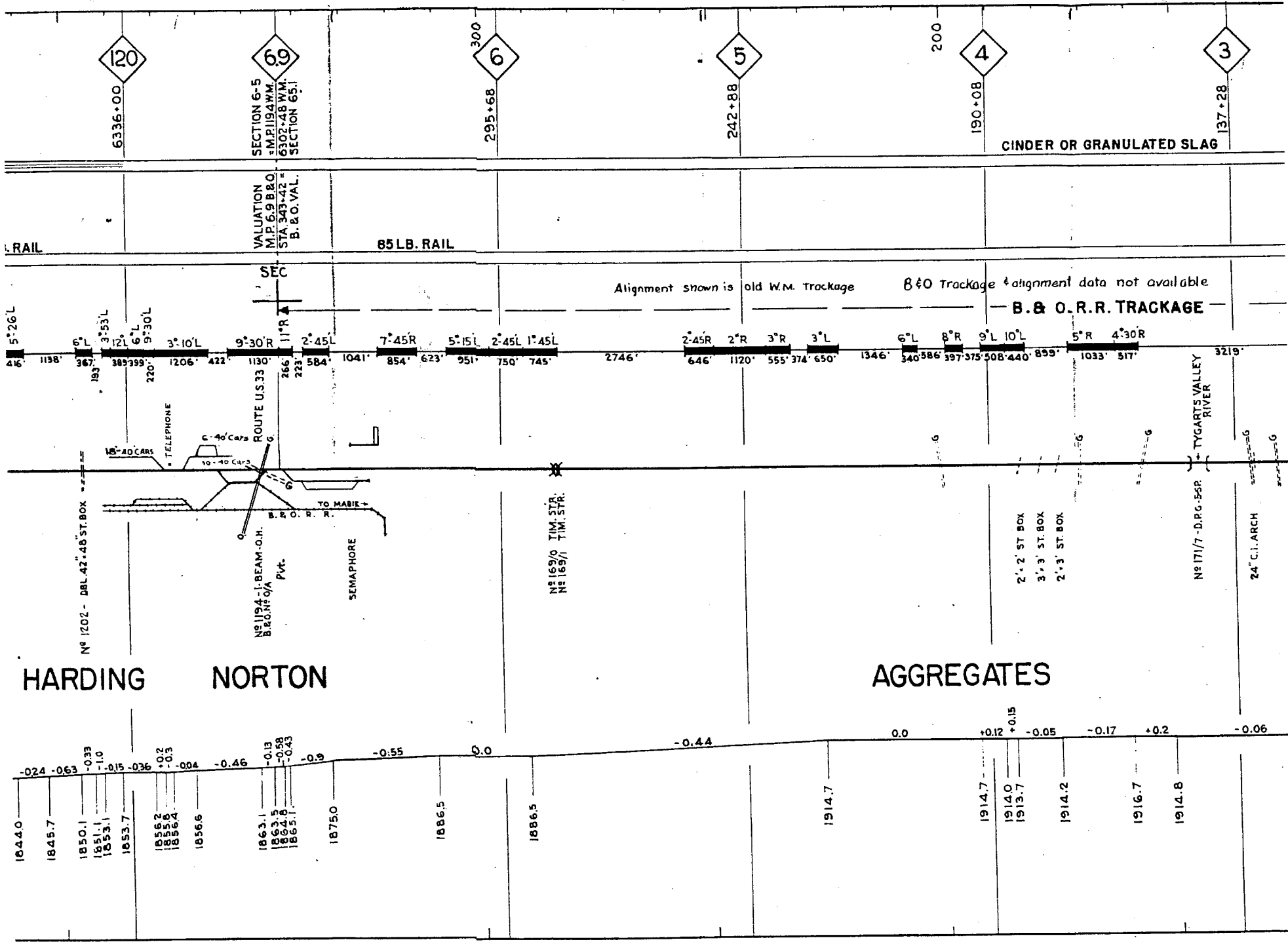
3.5'x3.5' ST. BOX

2.5'x3' ST. BOX

TELEPHONE 1257




163



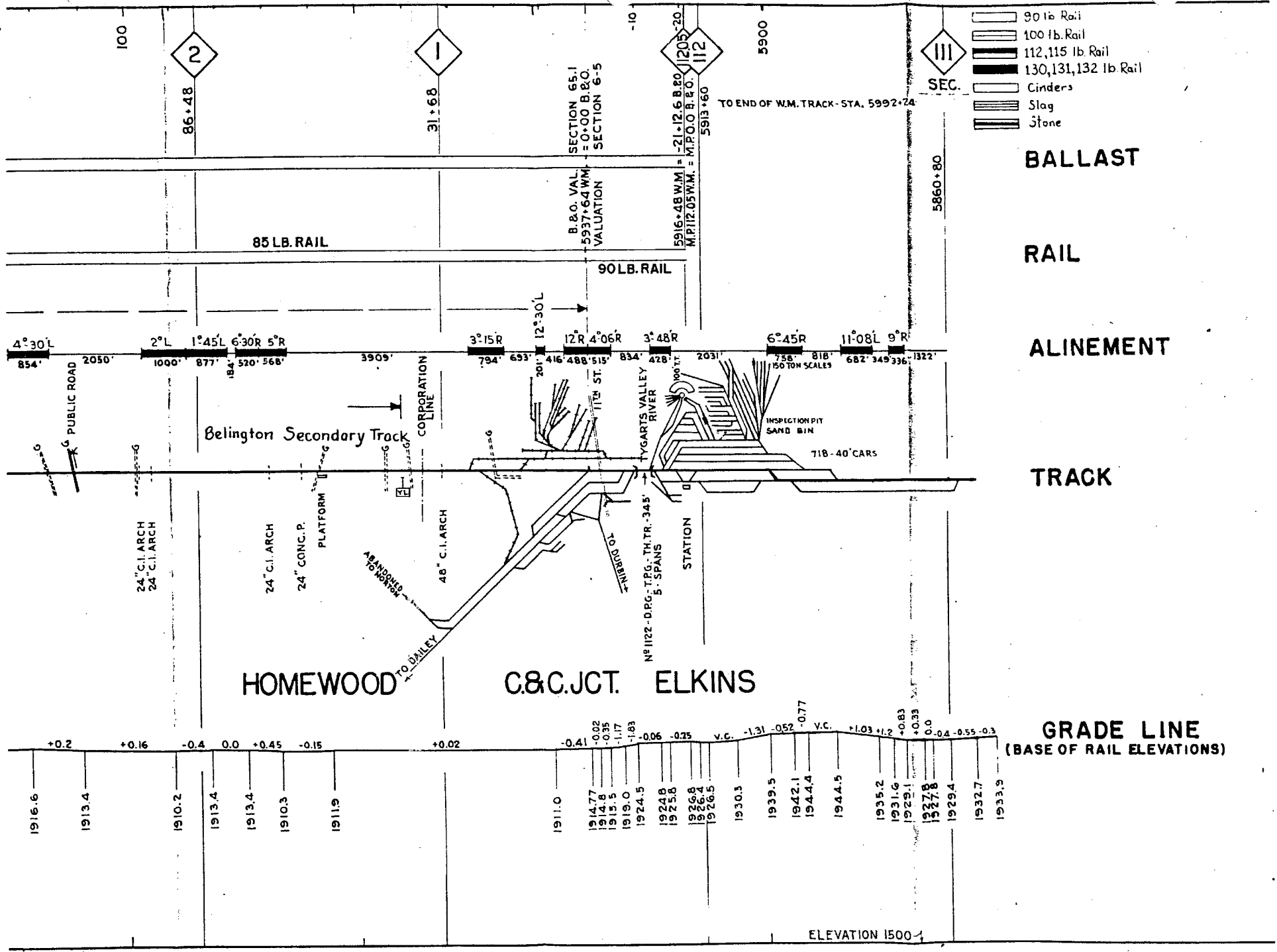
HARDING

NORTON

AGGREGATES



164



165
591

WESTERN MARYLAND
RAILWAY CO.
TRACK CHART
ELKINS
TO
BELINGTON

SCALE: 1 IN. = 2000 FT. HORIZ.
1 IN. = 200 FT. VERT.

OFFICE OF CHIEF ENGINEER
BALTIMORE, MD.

JAN. 19, 1946.

A-1230-10-A