

BY L.H.T. DATE 3-3-66 SUBJECT READING COMPANY

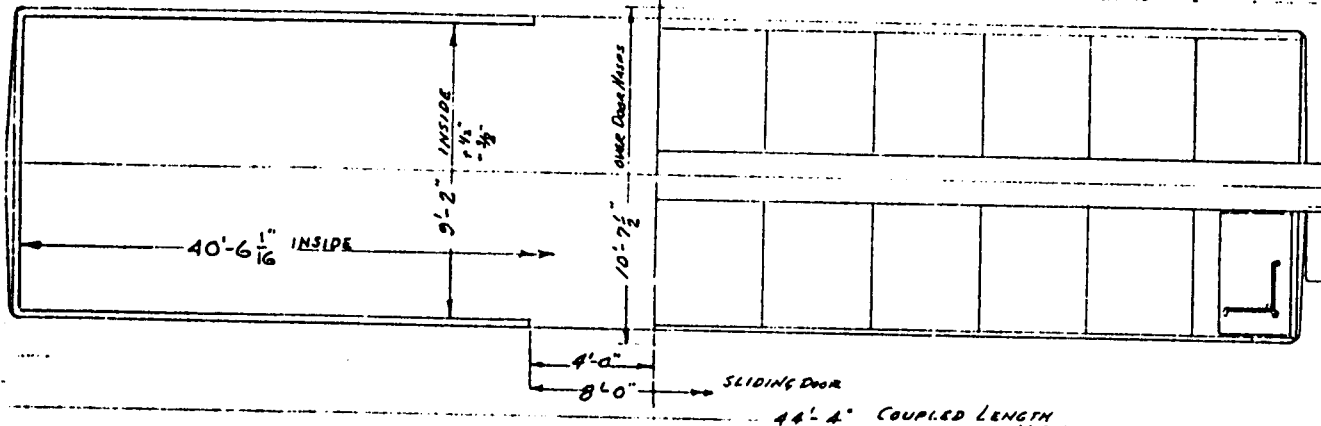
CHKD. BY DATE

40'-6" - DF2 AND S-L CARS  
15" BELT RAILS

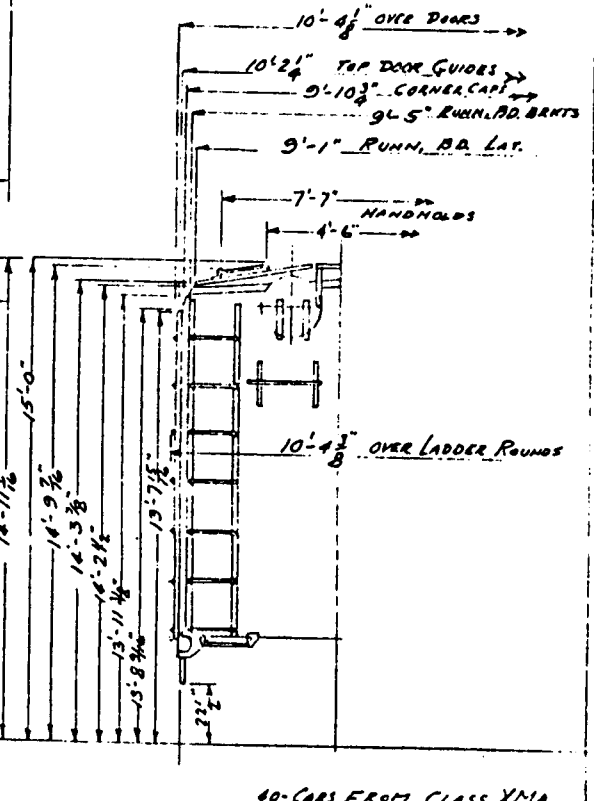
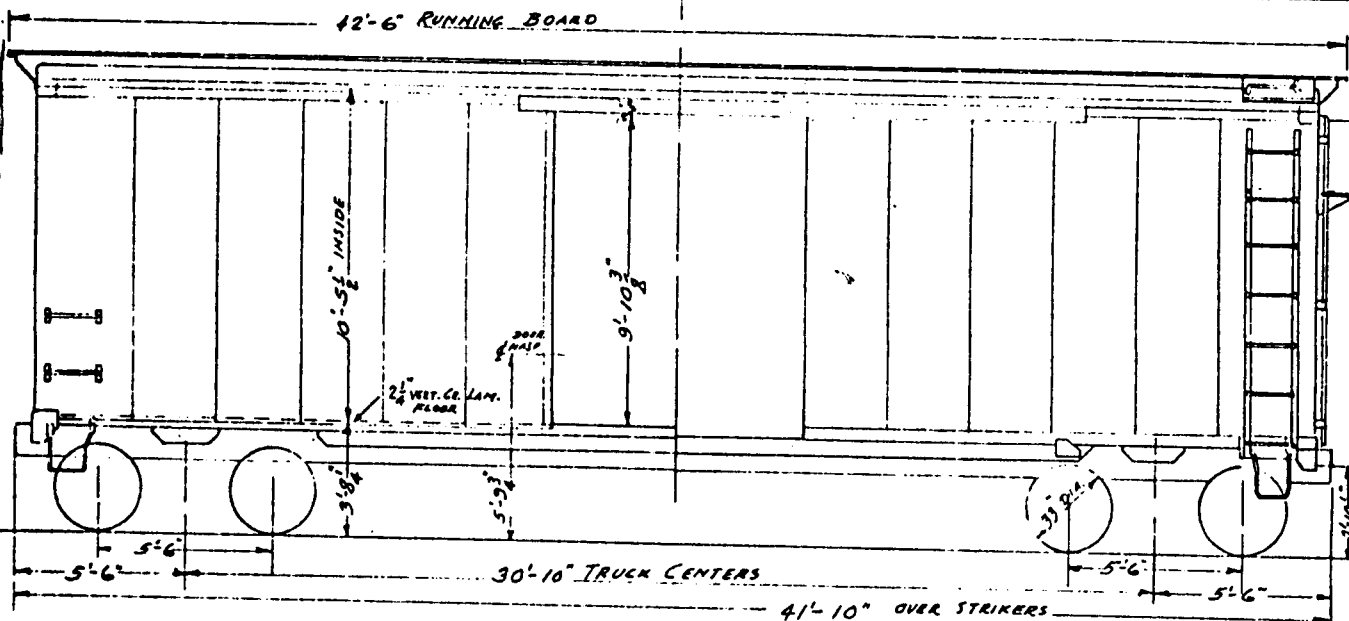
SHEET NO. OF

JOB NO.

S.F.B. - 701522-2



INT. EQUIPMENT	SERIES	CLASS
DF2 SEE C-1-B-701427-1	18110 TO 18146	XMLA
TRANSCO - S-L - 15" BELT	18147 TO 18149	XMLA



LIDER - ACF - BERNICK, PA. 1948 INTERIOR EQUIP. INSTALLED 1965 CAPY 110000 LBS. INSIDE LENGTH 40'-6 1/16" WIDTH 9'-2" HEIGHT 10'-8 1/2"	UNDERFRAME - BUILT UP STEEL CENTER SILLS - AAR 2-22 58.20 SIDE SILLS - 6"x3 1/2"x 5/16" ANGLE FLOOR STRINGERS - 6" x 3" END SILLS - 6"x3 1/2"x 3/16" ANGLE BODY BOLSTER - BUILT UP STEEL SUPERSTRUCTURE - " "	ROOF - ACF RIVETED CARLINES - SEAM CAPS DRAW GEAR - MINER A-22-AL COUPLERS - TYPE "B" DOOR FIXTURES - SUPERIOR HAND BRAKE - AJAX RUNNING BOARD - APEX	TRUCK SIDES - BIRDSBORO BOLSTER - " JOURNALS - 5 1/2"x10" FRIST. AIR BRAKES - WEST. A-B10-7 1/2" BUSH. BRAKE BEAMS - AAR #18 TRUCK SPRINGS - AAR-D 2 SHOCK SPRING -	WHEELS - 1-W STEEL END - ACF CORRUGATED SIDE PLATE - AAR 9.98 W. SECT. SIDE POSTS - AAR 5.78 Z DOOR - 4"x3" x 1/16" ANGLE SIDE SILL REIN. - 6"x3 1/2"x10.75" BRAKE SHOES - 2" H.P. COMP.	40-CARS FROM CLASS XMA. SERIES 102510-107999 MIN. RAD. CURVE - 67 1/2'
--	---	---	---	--	--