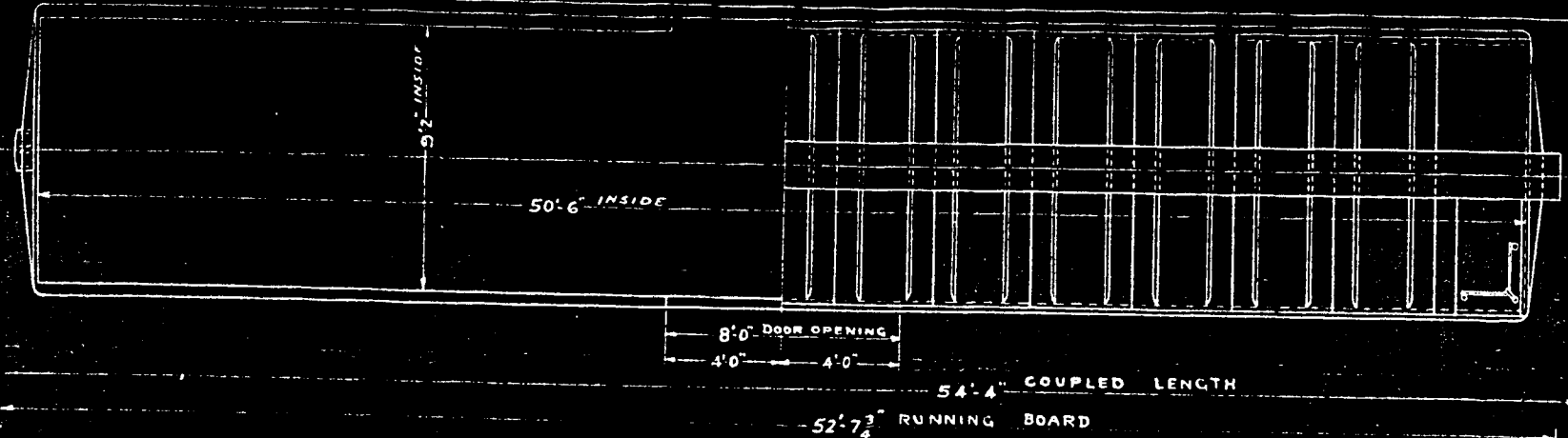

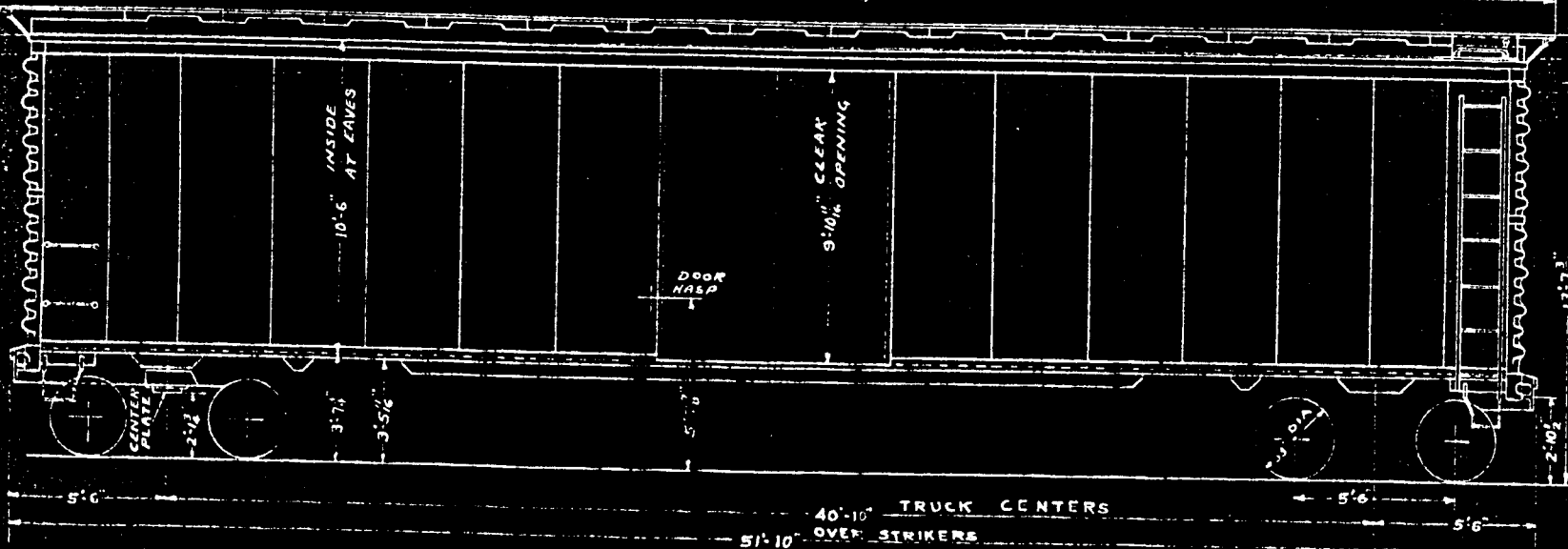


50'-6" BOX CAR  
 WITH 8'-0" SIDE DOOR  
 CLASS XMZ  
 SERIES -105300 TO 105499



- 10'-4 3/8" TOP DOOR GUIDES
- 9'-11 3/8" OVER CORNER CAPS
- 9'-10 3/8" OVER SIDE PLATES
- 9'-4 1/8" OVER SIDE PLATES
- 9'-3 3/8" LAT. RUN. BOARD
- 7'-10"



BUILDER	UNDERFRAME	ROOF MURPHY RIVETED STEEL	TRUCK SIDE FRAME-BINDSBORG CTS	WHEELS - ONE WEAR STEEL
BUILT	CENTER SILLS - A.A.R. #2 SECT. 36 Z	CARLINES	TRUCK BOLSTER - BIRDSBORG CAST IRON	ENDS - DREADNAUGHT STEEL
LT. WEIGHT	SIDE SILLS - 6" x 3 1/2" x 5/16" L	DRAW GEAR-MINER A-22 KB. WEST. NY. I.F.	JOURNALS - 5 1/2" x 10"	SIDE PLATE - A.A.R. #2 @ 9.83 #
CAPACITY - 4,860 CU.FT. 100,000 LBS.	INTERMEDIATE SILLS	COUPLERS - A.A.R. TYPE "E" BOTT. OPER.	AIR BRAKES - WESTINGHOUSE AB-10	DOOR POST - A.A.R. #2 @ 5.1 #
LENGTH INSIDE - 50'-6"	END SILLS - 6" x 3 1/2" x 5/16" L	DOOR FIXTURES - SUPERIOR	BRAKE BEAMS - A.A.R. #15	DOOR POST - A.A.R. #4 x 3 1/4" L
WIDTH INSIDE - 9'-2"	BODY BOLSTER - BUILT UP STEEL	HANDBRAKE - ASAR	FRICTION TRUCK SPRINGS	SIDE SILL REINF. AT DOOR - 4 x 3 1/4" L
HEIGHT INSIDE - 10'-2"	SUPER STRUCTURE - BUILT UP STEEL	RUNNING BOARD - STEEL, U.S. GYPSUM	MIN. RADIUS CURVE - 90 FT.	

READING COMPANY  
 OFFICE SUPT. M.P. & R.E.  
 READING, PA. JUNE 9, 1947