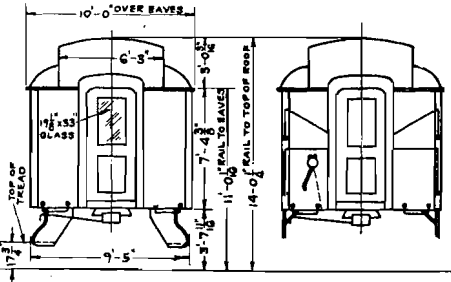
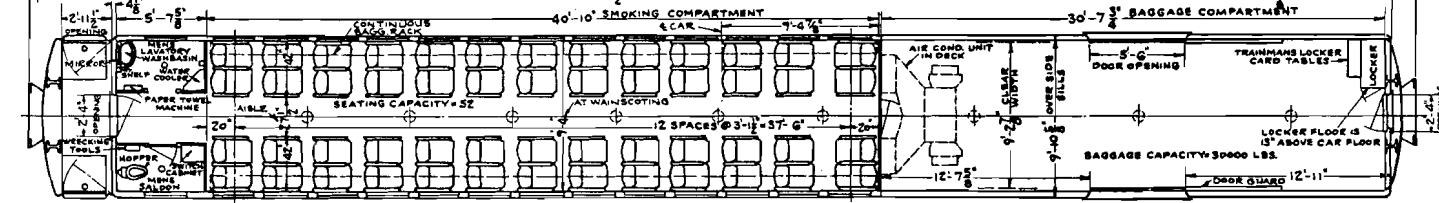
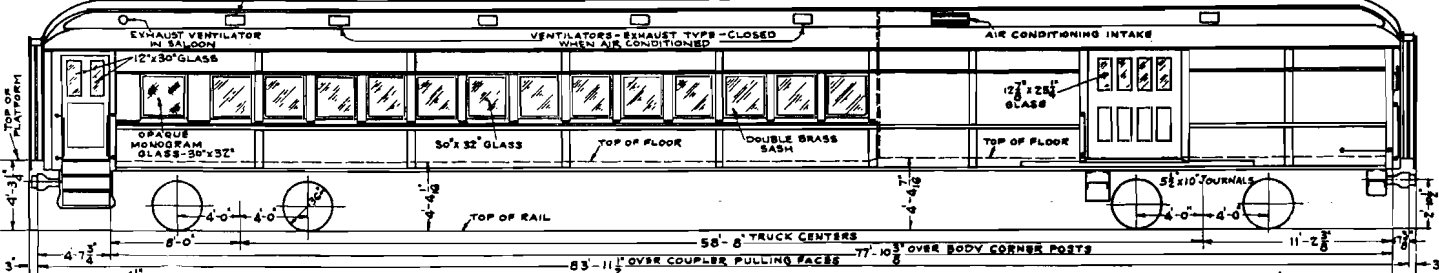


END VENTILATOR MAY BE OPENED



DESCRIPTIVE DATA
 ALL STEEL CAR - BUILT NOV 1929 BY PULLMAN STANDARD CAR & MFG CO., WORCESTER, MASS.
 WEIGHT - LIGHT GAE COMPLETE - 18170 LBS., HEIGHT OF 2 TRUCKS - 3500 LBS.
 TRUCKS - GENERAL STEEL CASTINGS CO'S CAST STEEL 4 WHEEL EQUALIZED TRUCK WITH A.S.F. ROLLER BEARING UNIT WHEELS WITH TIMKEN ROLLER BEARINGS FOR 5 1/2\"/>

N.Y., N.H. & H.R.R.
 NEW HAVEN JULY, 12, 1938
DIAGRAM
COMBINED BAGGAGE & SMOKER
6100-6105

ER	ERS	TO SHOW 150 WATT CENTER LAMPS IN PASS. COMPT.	1-25-50	C
G ¹	ER	DOE DOOR SAFETY CHAINS STAPLE REMOVED FROM BAGG. END.	6-1-40	B
G ¹	RD	RETRACTED TO SHOW ADDITIONAL INFORMATION	7-12-38	A
IN. CK. BY		WHY REISSUED	DATE	LETTER

CORRECT
 APPROVED
B.R. Jones
 ASST. M.E.
 23494
 M.E.

DR TE CK IN
 ER RD G¹