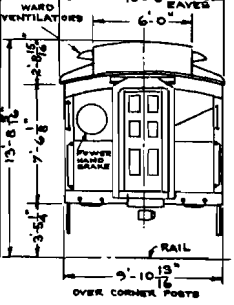
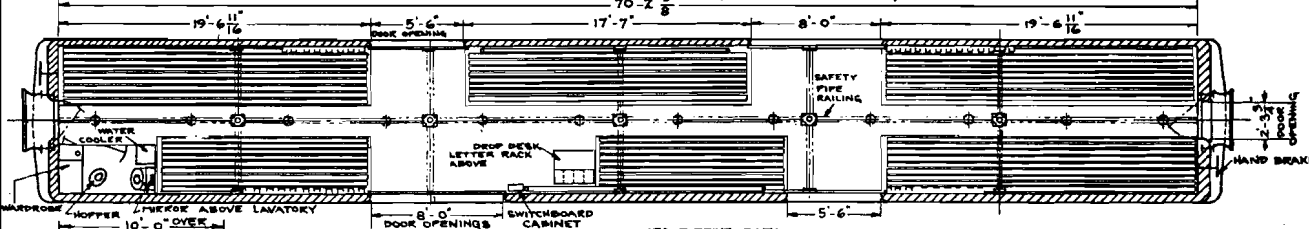
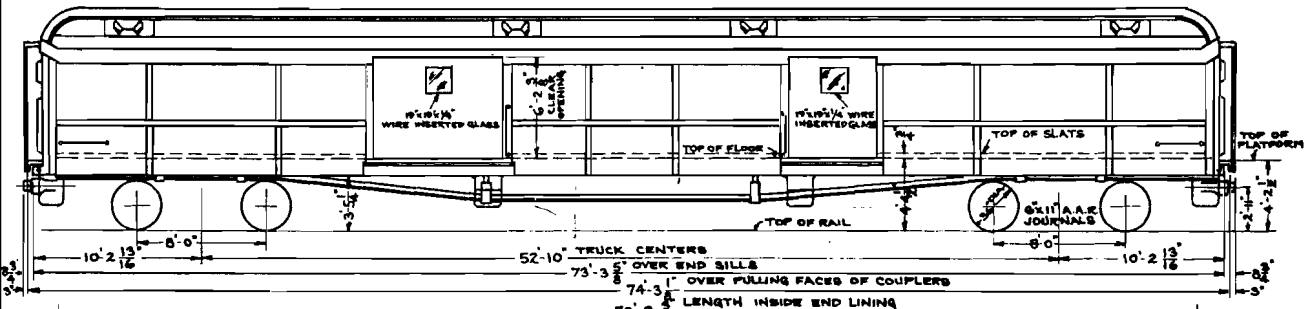


WHERE USED
70 FT STEEL
BAGG. CARS
IN SERIES
5500-5569



DESCRIPTIVE DATA

ALL STEEL CAR-BUILT 1914, 1916, 1917 BY 06400 BRADLEY CAR CORP. EXPRESS MESSENGER FACILITIES INSTALLED BY READVILLE SHOP 1952. WEIGHT OF CAR COMPLETE 117,700 LBS. WEIGHT OF EACH TRUCK 18,150 LBS. WEIGHT OF CAR BODY 91,400 LBS. TRUCKS- PRESSED STEEL & WHEEL EQUALIZED WITH 6" I.I.A.F. JOURNALS. BUILT BY STANDARD MOTOR TRUCK CO. AND EQUIPPED WITH A.S.P. CLASP BRAKE RIGGING. BRAKE-WAB CO'S SCHEDULE FC-2-164 WITH 1-10"X12" SERVICE CYLINDER AND 1-14"X12" EMERGENCY CYLINDER. MINER POWER WHEEL TYPE HAND BRAKE ON EACH END OF CAR.

STEAM HEAT:-STANDARD HEATING AND VENTILATING CO'S SYSTEM WITH PLAIN PIPE SUPPLY AND RETURN. FIN TYPE SUPPLY AND PLAIN TYPE RETURN IN SALOON.

LIGHTS:-12 CEILING LIGHTS RECEPTACLES CROUSE HINDS NO. 22-37 WITH S.C.H.B.L.CO'S NO. 18466 METAL REFLECTORS & DOORWAY LIGHT FIXTURES CROUSE HINDS NO. GH-2E WITH GUARD, 1 DESK LIGHT FIXTURE S.C.H.B.L.CO'S CAT. NO. 80407 WITH REFLECTOR AND BUILT IN SWITCH 1 WARDROBE, LIGHT FIXTURE S.C.H.B.L.CO'S. CAT. NO. 91610 AND 1 MIRROR LIGHT FIXTURE S.C.H.B.L.CO'S CAT. NO. 80407 WITH REFLECTOR & BUILT IN SWITCH ALL LAMPS EXCEPT MIRROR LIGHT 50 WATT, 30 VOLT, TYPE A-21.

PURROOR LAMP 25 WATT, 30 VOLT, A-19.

DRAFT AND BUFFING GEAR:-MINER A-S&S FRICTION GEAR WITH MINER B-10X BUFFER ARRANGED TO USE 5/16"X7" SHANK TYPE "B" COUPLER BOTTOM OPERATED WITH STRAP YOKE.

FLOORING:-DOUBLE WOOD FLOOR THRU-OUT CAR WITH ADDITIONAL TOP FLOORING CONSISTING OF WOOD SLATS 3" WIDE SPACED 1" APART RUNNING LENGTHWISE OR CAR, SOLID CENTER AISLE 24" WIDE. SOLID TRANSVERSE AISLE FULL WIDTH OF SIDE DOOR OPENINGS AND SOLID FLOORING AT DESK, SALOON AND WARDROBE.

SALOON:-PUNNER HOPPER-DOUBLE FAN FLUSH TYPE GRAVITY SYSTEM. HOT AND COLD RUNNING WATER. VAPOR CO2 PWS. NO. 588-2 HOT WATER HEATER WITH NO. 528-C MIXING VALVE. STORAGE WATER CAPACITY 28 GAL., WATER COOLER 3 1/2 GAL. CAR IS EQUIPPED WITH SAFETY PIPE RAILINGS APPROXIMATELY 7'-0" FROM FLOOR.

INSULATION:-3 PLY SALAMANDER 3/4" THICK EXTENDING FULL DEPTH OF SIDES AND OVER ENTIRE CEILING OF CAR, FULL LENGTH OF CAR, ALSO UNDER FLOORING.

N. Y., N. H. & H. R. R.
NEW HAVEN OCT. 2, 1952

**DIAGRAM-STEEL BAGGAGE CARS
EQUIPPED WITH FACILITIES FOR
EXPRESS MESSENGER SERVICE**

OR TR CK IN
JK JK KE ER

IN	CK	BY	WHY REISSUED	DATE	LETTER
----	----	----	--------------	------	--------

CORRECT

H. Donahue
ASST. M.E.

25766

APPROVED
A. L. Schell
M.E.