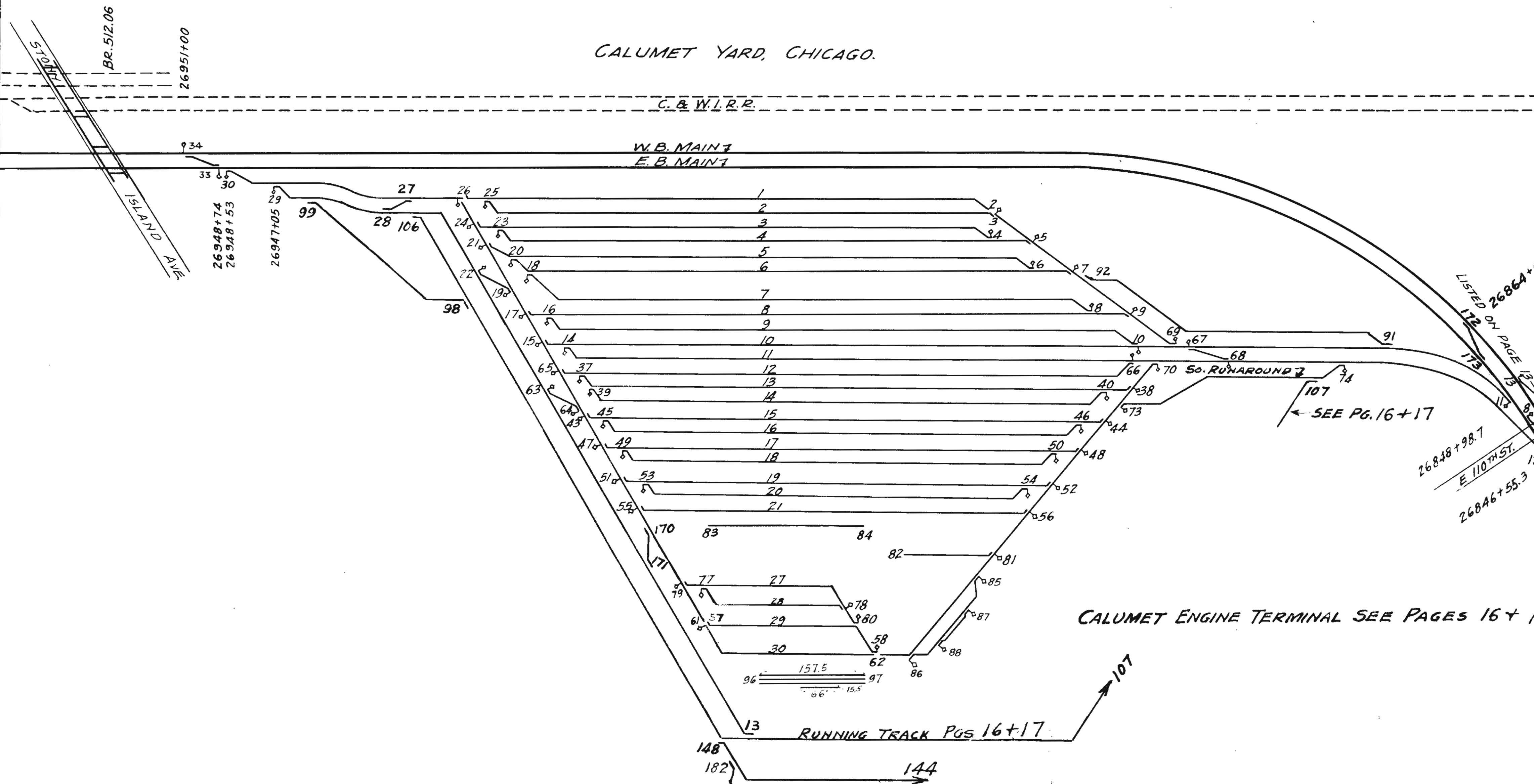


LOCATION	TRACK LENGTH										LOCATION	TRACK LENGTH									
	LAI D	TAKEN UP	ON R.OF W.	OFF R.OF W.	CLEAR	CO. INDUS.	PRIV. INDUS.	SIDING	YARD	TOTAL		LAI D	TAKEN UP	ON R.OF W.	OFF R.OF W.	CLEAR	CO. INDUS.	PRIV. INDUS.	SIDING	YARD	TOTAL
CALUMET YARD																					
YARD N° 1	2-26		4994						4994	4994	X'OVER 1-2 ND LEAD	27-28							230	230	230
YARD N° 2	3-25		4945						4945	4945											
YARD N° 3	4-24		4956						4956	4956	X'OVER E.B-WB. MAIN	33-34							226	226	226
YARD N° 4	5-23		4950						4950	4950	1 ST W. LADDER	26-61							2123	2123	2123
YARD N° 5	6-21		4901						4901	4901	1 ST 2 ND W. LADDER	22-19							230	230	230
YARD N° 6	7-20		4859						4859	4859	2 ND W. LEAD	29-13							5297	5297	5297
YARD N° 7	8-18		4855						4855	4855	1 ST W. LEAD	30-26							2640	2640	2640
YARD N° 8	9-17		4907						4907	4907	N.E. LADDER	2-69							521	521	521
YARD N° 9	10-16		4755						4755	4755	S.E. LADDER	62-70							2023	2023	2023
YARD N° 10	11-15		6704						6704	6704	SO. RUNAROUND	73-74							1468	1468	1468
YARD N° 11	12-14		6848						6848	6848	X'OVER	67-68							212	212	212
YARD N° 12	65-66		4599						4599	4599	X'OVER	63-64							230	230	230
YARD N° 13	37-38		4547						4547	4547											
YARD N° 14	39-40		4091						4091	4091											
YARD N° 15	43-44		4265						4265	4265											
YARD N° 16	45-46		4095						4095	4095	SCALE TRACK	85-86							1017	723	1017
YARD N° 17	47-48		3981						3981	3981	LIVE RAIL (SCALE)	87-88							225		225
YARD N° 18	49-50		3809						3809	3809	PULL IN TRACK	91-92							1394	1068	1394
YARD N° 19	51-52		3640						3640	3640											
YARD N° 20	53-54		3469						3469	3469	DOUBLE WHEEL TRKS	96-97							553 ⁵		
YARD N° 21	55-56		3355						3355	3355	DOLLY	"							218		
											DIESEL STG TRK	98-99									569
											X'OVER	170-171									229
											"	172-173									217
YARD N° 27	79-80		1518						1518	1518											
YARD N° 28	77-78		1319						1319	1319											
YARD N° 29	57-58		1399						1399	1399											
YARD N° 30	61-62		1402						1402	1402											
BAD ORDER TRACK	81-82		551						551	551											
CAR WASHING TRACK	83-84		450																		
									103714	103714											

CALUMET YARD, CHICAGO.

C. & W. I. R. R.

W. B. MAIN
E. B. MAIN



SEE PG. 16 + 17

CALUMET ENGINE TERMINAL SEE PAGES 16 + 17

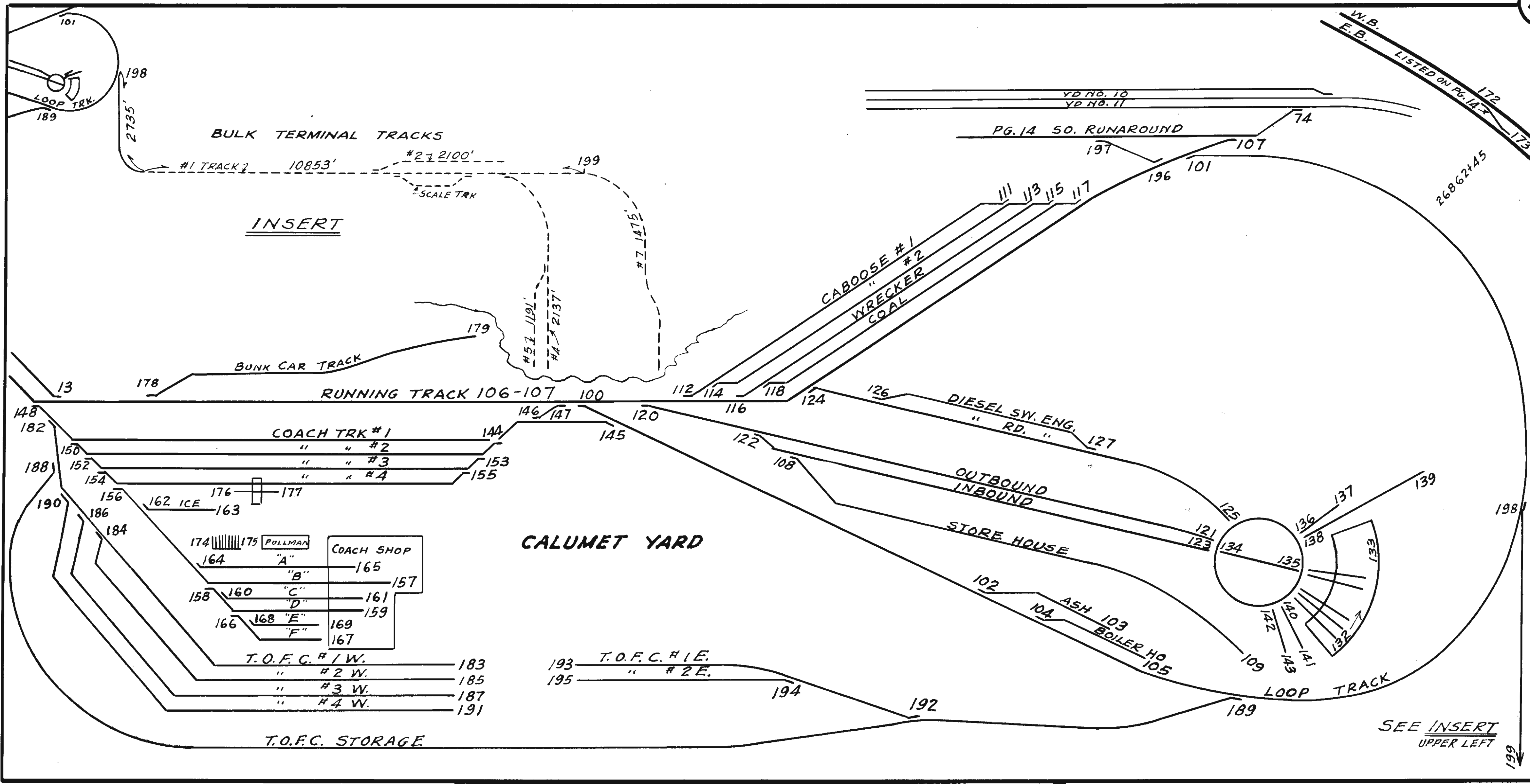
RUNNING TRACK PGS 16 + 17

See Pgs 16 + 17
183

LISTED ON PAGE 15
26864+62

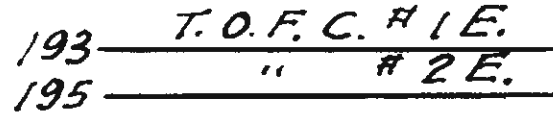
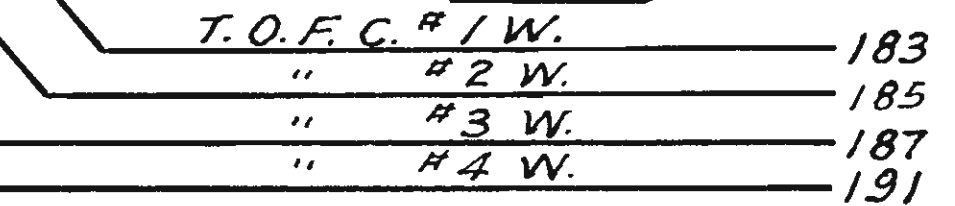
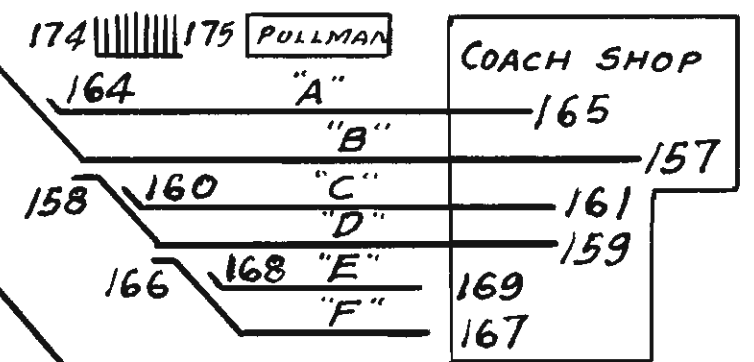
26848+98.7
E. 110TH ST.
26846+55.3

		LAID	TAKEN	ON	OFF	CLEAR	CO.	PRIV.	SIDING	YARD	TOTAL						LAID	UP	ON	OFF	CLEAR	CO.	PRIV.	SIDG	YD	TOTAL			
		UP	UP	R.O.W.	R.O.W.		IND.	IND.																					
CALUMET YARD																													
LOOP TRACK	100-101			3457		3254					3457	3457	COACH SHOP TRACK "F" 166-167													107	262	262	
ASH TRACK	102-103			375		245					375	375	" " " "E" 168-169													107	189	189	
BOILER Ho. TRACK	104-105			402		269					402	402	DBL. WHEEL & DOLLY TRK 174-175	1294												(14 DBL 20' LG 1 DOLLY 146' 1 VVHA SET OF 28')			
RUNNING TRACK	106-107			6529		6233					6529	6529	OVER DROP PIT 176-177	81															
STORE Ho. TRACK	108-109			1302		1164					1302	1302	BUNK CAR TRACK 178-179	1020												890	1020	1020	
CABOOSE TRK. No. 1	111-112			989		698					989	989	T. O. F. C. #1 W. 182-183	1590													1590	1590	
" "	" 2 113-114			1028		730					1028	1028	T. O. F. C. #2 W. 184-185	953												832	953	953	
WRECKER TRACK	115-116			1132		854					1132	1132	T. O. F. C. #3 W. 186-187	1060												852	1060	1060	
COAL TRACK	117-118			1176		910					1176	1176	T. O. F. C. STORAGE 188-189	3973												3674	3973	3973	
OUTBOUND ENG.	120-121			1338		1163					1338	1338	T. O. F. C. #4 W. 190-191	1263													1263	1263	
INBOUND ENG.	122-123			1073		926					1073	1073	T. O. F. C. #1 E. 192-193	1309												1192	1309	1309	
DIESEL ROAD ENG.	124-125			1037		910					1037	1037	T. O. F. C. #2 E. 194-195	932												810	932	932	
DIESEL SWITCH "	126-127			782		497					782	782	X'OVER 196-197	366													366	366	
													BULK TERMINAL TRACK 198-199	2735 ^Y 10853 ^P												10853	2735	10853	13588
IN ROUND Ho.	132-133			1067							1067	1067																	
TURNTABLE	134-135			110							110	110																	
WHEEL TRACK	136-137			117																									
MATERIAL TRACK	138-139			302																									
ROUND HOUSE TRK.	140-141			78																									
WHEEL TRACK	142-143			78																									
COACH LEAD	144-145											627	627																
CROSSOVER	146-147											235	235																
COACH YD. TRK #1	148-144					1202						1680	1680																
" " " #2	150-144					1112						1470	1470																
" " " #3	152-153					935						1280	1280																
" " " #4	154-155					852						1078	1078																
" SHOP " B	156-157					451						671	671																
" " " D	158-159					251						537	537																
" " " C	160-161					212						443	443																
ICE CAR TRACK	162-163					74						178	178																
COACH SHOP TRK "A"	164-165					300						411	411																
														13588												10853	15652	26505	
												30407	30407																



INSERT

CALUMET YARD



SEE INSERT
UPPER LEFT